

WOUND-
DEBRIDE-
MENT

Söring
INNOVATIVE SURGERY

Thorough and selective.
**Ultrasonic-Assisted Wound
Debridement (UAW).**

www.soering.com

→ For chronic and acute wounds: **effective removal of biofilms and non-viable tissue.**

UAW is a modern procedure for wound debridement and the cleansing of wounds. The targeted use of physical effects enables debridement that, while convincingly effective, does not damage healthy tissue. This makes its use particularly attractive, for instance, for wound areas that are difficult to reach. If fibrin tissue or biofilms form anew in chronic wounds, these can be regularly and completely

removed with UAW during the course of periodic wound cleansing. Thorough biofilm detachment makes the procedure highly attractive for use in septic surgery in such areas as the treatment of infected wounds or the preparation of split-skin grafts.

UAW convinces through:

- *Quick and safe handling*
- *Effective removal of biofilms and devitalised tissue¹*
- *Preservation of healthy tissue*
- *Can be used by doctors and nurses*
- *Cost-effective thanks to completely reprocessable handpieces*

Indicated for a large number of wounds, such as:

Chronic wounds

- *Leg ulcers*
- *Diabetic foot*
- *Pressure ulcers*

Acute wounds

- *Infected wounds*
- *Accident wounds*
- *Burns*
- *Post-OP wounds*

Case example: **Impressive results.**



Wound prior to UAW



Wound after UAW

¹ Herberger K, Franzke N, Blome C, Kirsten N, Augustin M.: Efficacy, tolerability and patient benefit of ultrasonic-assisted wound treatment versus surgical debridement: a randomized clinical study, *Dermatology*. 2011;222(3):244-9.

Precise, reliable technology from Söring: for wound debridement.

Sonoca 185: **Practical and compact.**

- Compact generator specifically for wound debridement
- Integrated irrigation pump
- Simple, safe operation
- Presetting of power parameters
- 25 kHz working frequency



UAW handpieces: **Versatility for a range of wounds.**

- Lightweight and ergonomically shaped
- Can be sterilely reprocessed
- Three different sonotrodes for the debridement of a range of wounds



Double-ball sonotrode:
Debridement of wound pockets



Hoof sonotrode:
Ideal for wound surfaces



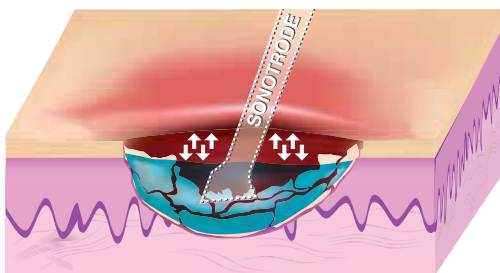
Spatula sonotrode:
Used for wounds in difficult-to-reach intermediate spaces, such as between the toes

Ultrasonic-Assisted Wound Debridement – use of the cavitation effect for debridement and the cleansing of wounds.

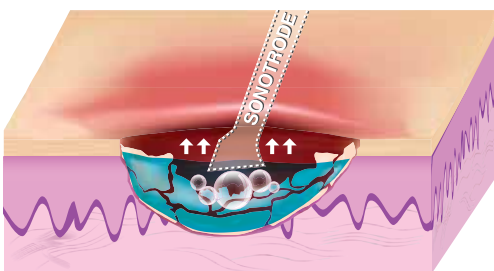
Ultrasonic-Assisted Wound Debridement (UAW) uses the effects of cavitation to selectively debride wounds. Cavitation is caused by the vibrations of the UAW handpiece at an ultrasonic frequency of 25 kHz in an irrigation solution (see figure). The vibrations of the UAW handpiece are generated by the use of an ultrasonic generator and piezo electronics in the UAW handpiece. The required irrigation solution is guided directly through the UAW handpiece. Cavitation effects occur beneath the sonotrode of the UAW handpiece. Devitalised tissue, foreign bo-

dies and biofilm structures are removed by these cavitation effects. They do not, however, have any negative impact on healthy tissue which therefore remains intact. This means thorough debridement is possible without damage to healthy structures, which is particularly important for residue-free removal of biofilms, during initial debridement and during the course of wound cleansing.

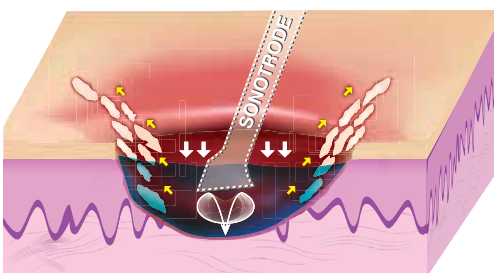
Quick, effective, thorough – UAW, in simple terms:



During UAW, the sonotrode vibrates back and forth 25,000 times a second.



When the sonotrode moves back, vacuum bubbles arise in the irrigation solution (cavitation bubbles).



When the sonotrode moves forward again, the bubbles implode and generate a strong current which removes devitalised tissue and biofilms from the wound ground.

→ Ultrasonic-Assisted Wound Debridement – impressive in its application.

"The outstanding results are immediately visible."

"In our clinic, UAW is a standardised debridement procedure that we have used successfully for many years. We achieve excellent results, especially on patients with slow-healing, stagnating wounds."

Anke Bültemann, wound expert at AK Hamburg

"We only started using UAW a few months ago in Australia. We were amazed at how quickly the wounds are cleansed. The tremendous results are immediately apparent. We would not want to miss UAW during our daily work."

Gillian Butcher, representative for the team of nurses and podiatrists at Monash Health, Australia

"As a microbiologist, I conduct research on the re-scission and destruction of biofilms. These hamper the healing of wounds and are, therefore, an important clinical issue. I have achieved very promising results in the detachment of biofilms using ultrasonic techniques."

Dr. Holger Rohde, microbiologist at UKE Hamburg

"Wound cleansing with UAW prior to split-skin grafting brings significant advantages in my opinion: The time period up to grafting is shortened and, in many cases, I am able to observe strong stimulation of the granulation tissue formation, which has resulted in the faster and better growing of mesh grafts."

Dr. med. Nils Haustedt, Schön Clinic Hamburg Eilbek

Product overview (brief information)

Generator	Article no.
Sonoca 185	S185-000



Sonoca 185

Handpieces	Article no.
UAW handpiece, double-ball	97-102
UAW handpiece, hoof	97-103
UAW handpiece, spatula	97-104
UAW handpiece, double-ball, long	97-112



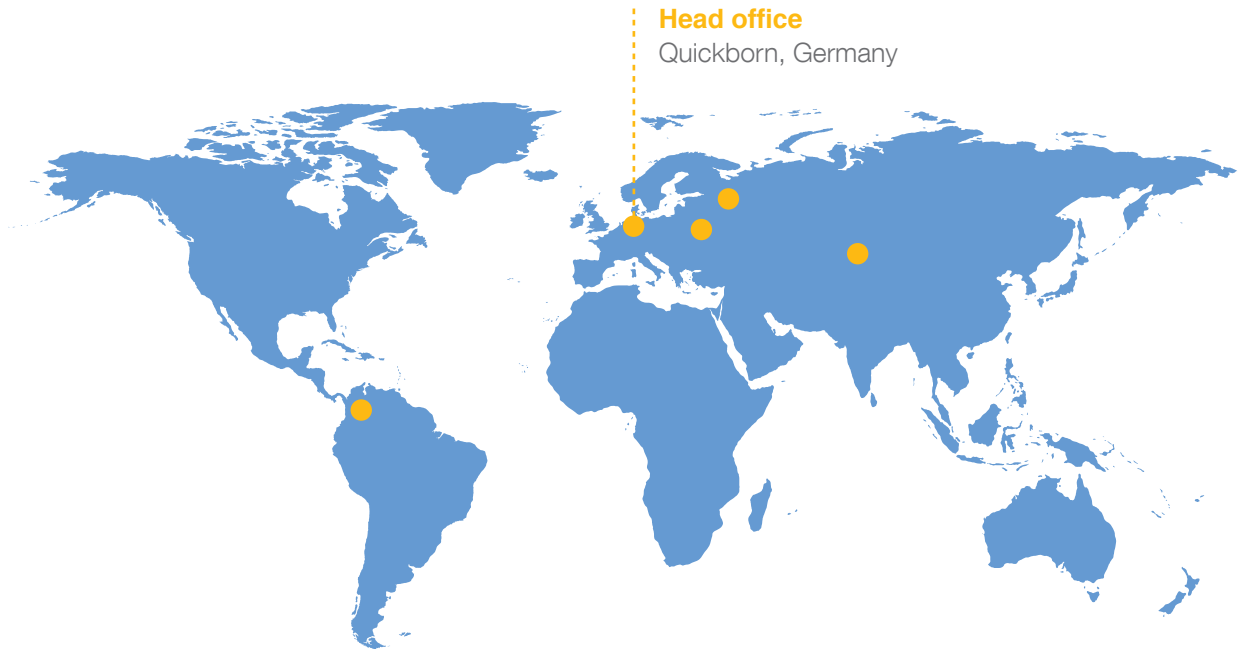
UAW handpiece, Hoof

Accessories	Article no.
SI trolley	700K0097
Instrument cable	240K0094
Foot switch, single	770S0013
Disposable tube set, single packed	700S0309
Disposable tube set, double packed	700S0310



SI trolley

For detailed ordering information, please contact your account manager.



Branch offices

Columbia
Russia
Ukraine
Kazakhstan

Trading partners

Söring and its trading partners
operate worldwide
in more than 90 countries.

→ **Söring GmbH**

Justus-von-Liebig-Ring 2
25451 Quickborn
Germany
Tel.: +49 4106-6100-0
Fax: +49 4106-6100-10
E-Mail: info@soering.com