

MODEL-med[®]

international pty. ltd.



The MODEL-med[®]
Gynaecological Simulator

core competencies

The MODEL-med® Gynaecological Simulator

What is its purpose?

The MODEL-med® Gynaecological Simulator can be used to simulate a variety of procedures crucial to the development of core competencies in the field of Gynaecology.

Core Competencies

You will be able to learn and develop the following competencies:-

1. Gynaecological Examination.

- **Correct use of the speculum**
for the examination of the structures of the vagina and the cervix

2. Bi-manual palpation,

including the opportunity to palpate the following types of uteri

- **Small**
- **Medium**
- **Large**
- **Ovarian cyst**
- **Fibroids**
- **Retroverted uterus**
-

3. Manipulation of the os,

practicing the various techniques of inserting an instrument into the cervix and uterus via the cervical os in the hollow uterus

4. Practicing doing a pap-smear

5. Insertion of medical devices such as prostaglandin tapes in the fornix

6. Searching for vaginal tears by inserting the finger in the anus and rectum, and the vagina, and palpating the membrane between the two structures

7. Inserting a catheter into the urethra up to 4 cm (note that there is no bladder in the simulator)

What are the advantages of the MODEL-med® Gynaecological Simulator?

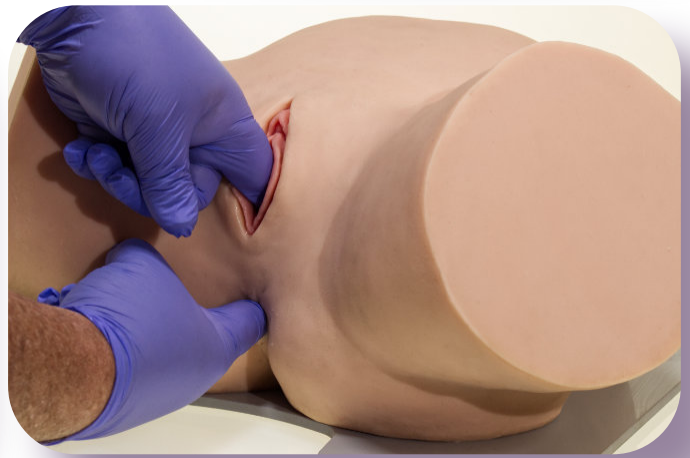
REALISM

- it is extremely realistic to the touch.
- It develops tactile skills like no other simulator.

EASE OF USE

- It requires no batteries or power connections, therefore it is very easy to set up.
- Easy and quick to clean

digital examination and bi-manual palpation



The *MODEL-med* Gynaecological Simulator is designed for the simulation of procedures used in gynaecology.

It is made from a highly realistic flesh-like material that creates an extremely realistic tactile experience when simulating gynaecological procedures.

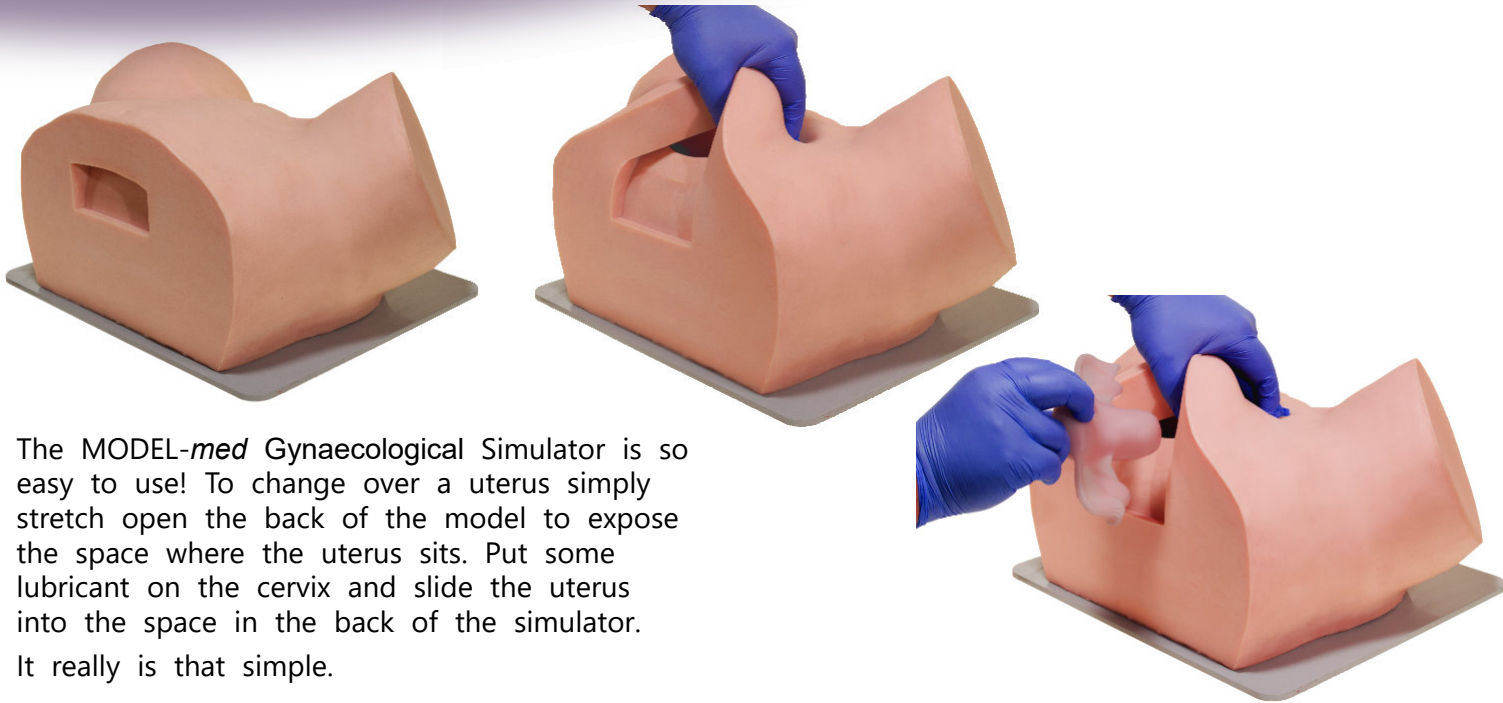
As with all *MODEL-med* products, the models require generous lubrication with water-based lubricants. Your distributor can supply or recommend such a lubricant.

The *MODEL-med* Gynaecological Simulator enables the clinician to practice procedures such as digital examination, bi-manual palpation, speculum examination, and clinical procedures such as pap smears.

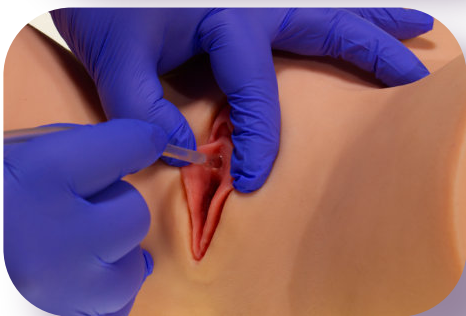
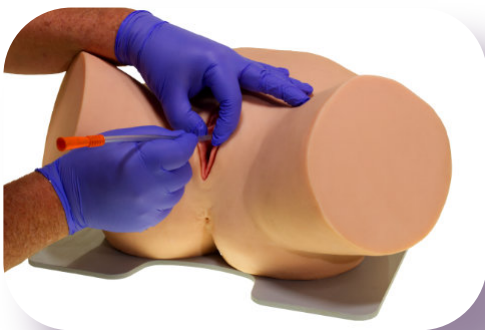


practice using a speculum

ease of use



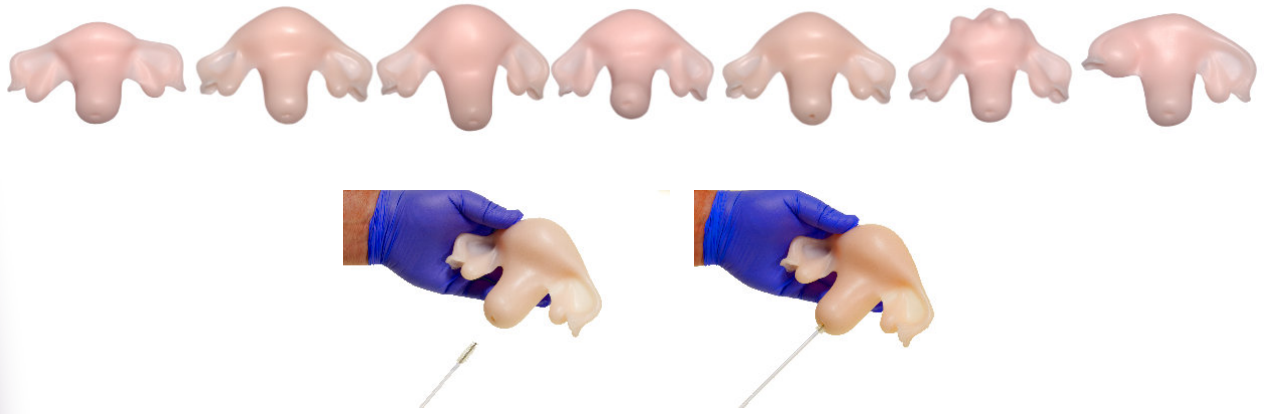
The MODEL-med Gynaecological Simulator is so easy to use! To change over a uterus simply stretch open the back of the model to expose the space where the uterus sits. Put some lubricant on the cervix and slide the uterus into the space in the back of the simulator. It really is that simple.



The MODEL-med Gynaecological Simulator has a 4cm long urethra for practicing the insertion of a catheter. Please note that the simulator does not contain a bladder..

catheterisation

seven different uteri



The MODEL-*med* Gynaecological Simulator comes with seven different uteri. They are small, medium, large, retroverted, hollow, fibroids, and ovarian cyst. It takes about 30 seconds to change over a uterus in the simulator.

The hollow uterus can be used to simulate procedures such as pap smears.

durable


The MODEL-*med* Gynaecological Simulator is made of a very soft, highly elastic, and very durable material.

easy to clean

It is easy to clean, and following simple maintenance instructions ensures the simulators will last a long time.

easy to repair

They are also easy to repair if they are accidentally damaged. The MODEL-*med* Gynaecological Simulator comes with a one year warranty.



MODEL-med®
international pty. ltd.

ABN 23 492 360 470

87 Argus St Cheltenham 3192
Melbourne, Australia
tel +61 (0)438 353 910
e-mail sales@modelmed.com.au

www.modelmed.com