

MODEL-med[®]

international pty. ltd.



The MODEL-med[®]
Charlie and Charlie's Mum
Obstetric Examination Simulator

core competencies

The MODEL-med® Charlie and Charlie's Mum Obstetric Examination Simulator

What is its purpose?

The MODEL-med® Charlie and Charlie's Mum Obstetric Examination Simulator can be used to simulate a variety of procedures crucial to the development of core competencies in the fields of Obstetrics and Midwifery.

Core Competencies

You will be able to learn and develop the following competencies:-

1. Vaginal assessment of the pregnant woman.
 - Assessment of fetal presentation.
 - Assessment of cervical dilatation.
 - Recognising an asynclitic cervix
 - Confirmation of primipara or multipara cervix
 - Assessment of possible oedematous cervix.
 - Assessment of station via palpation of ischial spines
2. simulate Assisted Rupture of Membranes.
3. simulate placement of scalp electrodes
4. simulate taking a sample of fetal blood from the scalp

What are the advantages of the MODEL-med® Charlie and Charlie's Mum Obstetric Examination Simulator?

REALISM

- it is extremely realistic to the touch.
- It develops tactile skills like no other simulator.

EASE OF USE

- It requires no batteries or power connections, therefore is very easy to set up.

cervical dilatation and fetal presentation

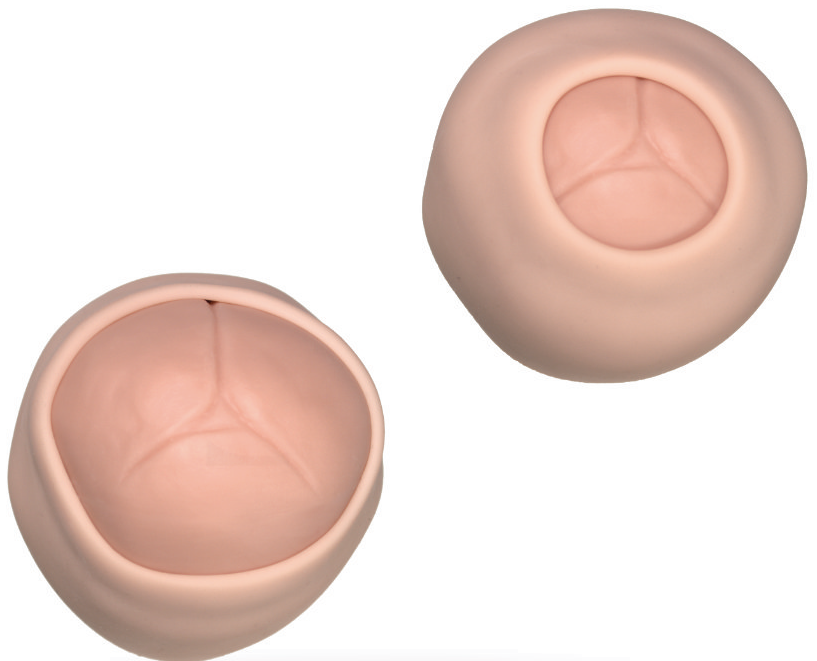


The MODEL-med Charlie and Charlie's Mum Obstetric Examination trainer is designed specifically for medical practitioners to assess cervical dilatation and fetal presentation.

The user simply places the cervix over Charlie's head and stretches it until the desired dilatation is achieved.

The beauty of the MODEL-med design is that the cervix can be stretched to any size dilatation.

We give you the choice.


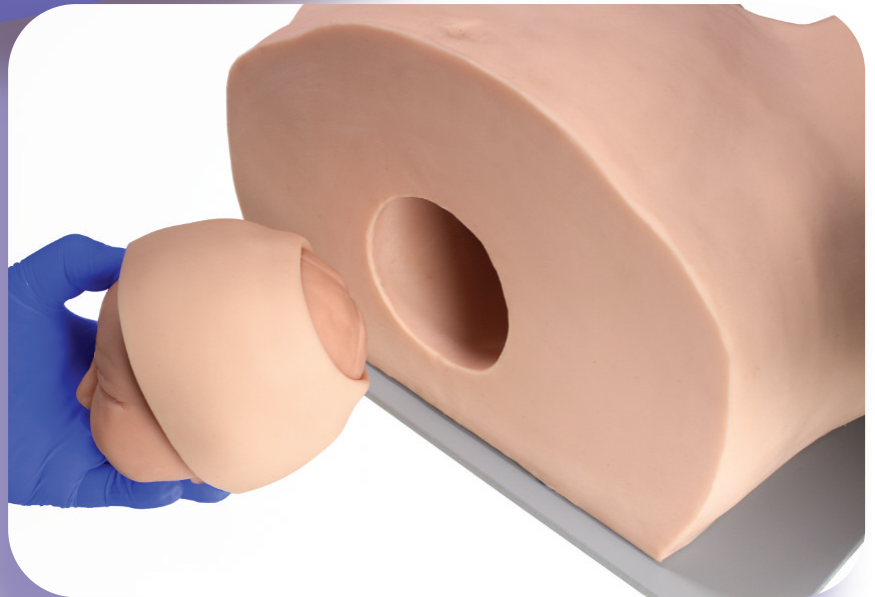


cervical dilatation and fetal presentation

After lubricating the cervix with a water-based lubricant the head can be inserted into the opening at the back of the simulator.

Using this method the user can have almost any fetal presentation and cervical dilatation they wish.

In addition, the user can feel for the ischial spines in order to assess station of the fetal head.



The MODEL-med Charlie and Charlie's Mum Obstetric Examination Simulator comes with three different cervixes. They are the multipara cervix, the oedematous cervix, and the primipara cervix.



durable


The MODEL-*med* Charlie and Charlie's Mum Obstetric Examination Simulator is made of a very soft, highly elastic, and very durable material.

easy to clean

It is easy to clean, and following simple maintenance instructions ensures the simulators will last a long time.

easy to repair

They are also easy to repair if they are accidentally damaged. The MODEL-*med* Charlie and Charlie's Mum Obstetric Examination Simulator comes with a one year warranty.



MODEL-*med*
international pty. ltd.

ABN 23 492 360 470

87 Argus St Cheltenham 3192
Melbourne, Australia
tel +61 (0)438 353 910
e-mail sales@modelmed.com.au

www.modelmed.com