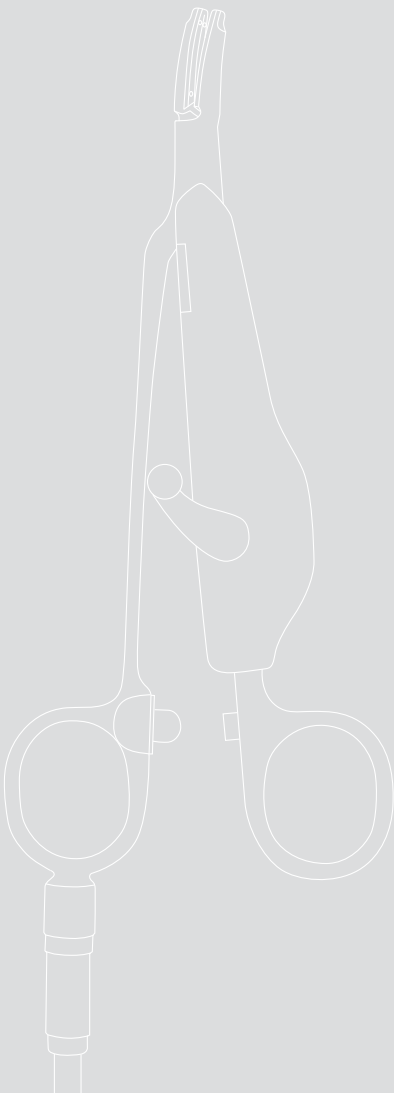


## **mar**Clamp® CUT IQ



## marClamp® CUT IQ

*Unbeatable for Efficiency and Economy*



**marClamp® CUT IQ**



*“Reuse makes economic sense.  
We value safety, reliability,  
and cost-effectiveness!”*

*Prof. Gerald Gitsch  
University Women's Hospital Freiburg  
Medical Director*



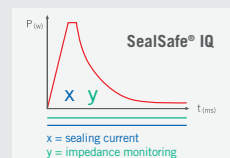
## *marClamp*® CUT IQ

### The new combination instrument for open surgical vessel sealing

#### *SealSafe*® IQ

The bipolar vessel sealing system, which consists of the maxium® high-frequency generator with its SealSafe® current and the bipolar *marClamp*® instruments, allows you to seal vessels and tissue bundles effectively and lastingly without any need for previous dissection or detailed exposure of the tissue to be sealed.

The SealSafe® IQ is a process-controlled current mode in which a continuous exchange of information takes place between the HF generator maxium® and the IQ instrument and in which the impedance of the tissue to be sealed is continuously monitored.



Thanks to the precise SealSafe® current specially adapted to this kind of application, only the tissue located between the instrument's jaws is sealed – lateral thermal tissue damage can thus be restricted to an absolute minimum.

The SealSafe® IQ current mode guarantees minimal tissue adhesion and prevents carbonization of the tissue when used correctly.

#### *marClamp*® CUT IQ

As well as for tissue preparation and vessel sealing, the *marClamp*® CUT IQ instruments are also used for subsequent tissue separation – **with no need to change instruments!**

The switch integrated in the instrument automatically triggers the special SealSafe® IQ sealing current once the tissue has been gripped, so no additional footswitch is required.

When sealing has been performed, the current is stopped and an acoustic signal sounds.

- ☒ *Dissect*
- ☒ *Seal*
- ☒ *Cut*

## *marClamp® CUT IQ Instruments and maxium® – the sealing system for fast and safe working*

*The reusable sealing system for lasting sealing of veins,  
arteries and tissue bundles with subsequent separation –  
and absolutely no need to change instruments!*

maxium®

+ marClamp® CUT IQ

---

= SealSafe® IQ

**... the more intelligent sealing system!**







Pressure (p) plus electric current (I) achieve the sealing

Thanks to the effective combination of high pressure (p) and electric current (I), a permanently sealed zone is reliably created on arteries, veins or tissue bundles. It is pivotal here that the pressure is maintained at a constant level throughout the duration of the application. This is ensured via the integrated switch, which only activates the current when the instrument is in the closed position.

During the sealing process, endogenous structural proteins such as collagen and elastin are transformed so that a permanently sealed zone is created as a result.

With this sealing method there is absolutely no need for foreign materials such as sutures or clips. The advantage of this method is the reduction in post-operative pain because no changes in tissue structures occur, as is the case e.g. when tissue is constricted by suture material.

### *Plug and Play – automatic identification of instruments with intelligent IQ*

With hardware version 06 the name of the connected instrument is automatically displayed by maxium® as soon as an IQ instrument is plugged in, and the current associated with the instrument is set to a matching default value – it simply could not be more straightforward!

If you do not wish to work with the instrument-specific default values, simply change them as required and save the new values in the usual, program-specific manner. The advantage of this method is that when the IQ instrument is plugged in again, your customized values will appear instead of the default values.

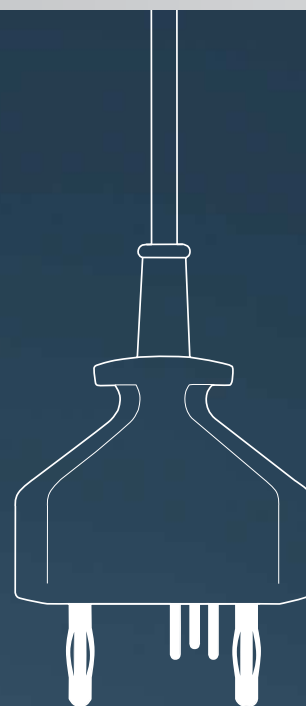
The following items are currently available with IQ functionality together with the SealSafe® IQ current mode:

From software version V3.400 or higher:

marClamp® IQ, marSeal IQ, marSeal Slim IQ and marSeal 5 IQ

From software version V3.412 or higher:

marClamp® CUT IQ.



Displaying the name of the connected instrument

Use of the two bipolar connecting sockets

Automatic assignment of the required current type and set-up of the required performance parameters

*Multi-use tools instead of disposables:*  
more ways for everyone to take responsibility


*Sequence of steps in the process:*



Gripping the tissue



Automatic activation



Sealing the tissue



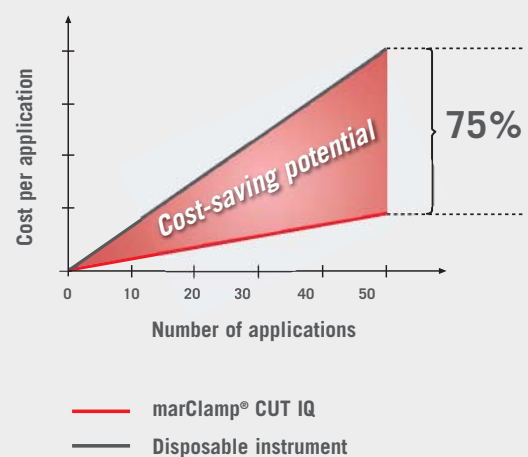
Cutting the tissue

*All the benefits at a glance*

- Reliable preparation, sealing and separation with just one instrument
- Reproducible and fast sealing process for vessels up to 7 mm with a burst pressure of over 360 mm Hg
- Minimal lateral heat spread of less than 2 mm
- Optimal cutting results due to sterile disposable blade
- Manual activation
- “Plug & Play” function
- Shorter operating times and hospital stays
- Substantial cost saving due to reusability and low proportion accounted for by disposables
- Easy handling and reprocessing
- Autoclavable at 134°C, acc. to ISO 17665-1

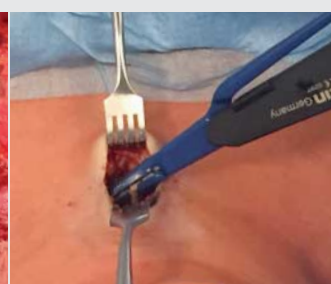
*Cost comparison*

**marClamp® CUT IQ vs. disposable instrument**





Thyroidectomy



Minimally-invasive video-assisted  
thyroidectomy (MIVAT)



Pancreatotomy

## Applications

### Gynaecology

- Lymphadenectomy
- Adhesiolysis
- Cystectomy

### Visceral surgery

- Colectomy
- Gastrectomy
- Splenectomy
- Adrenalectomy
- Nephrectomy

### ENT


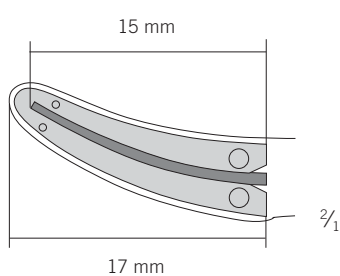
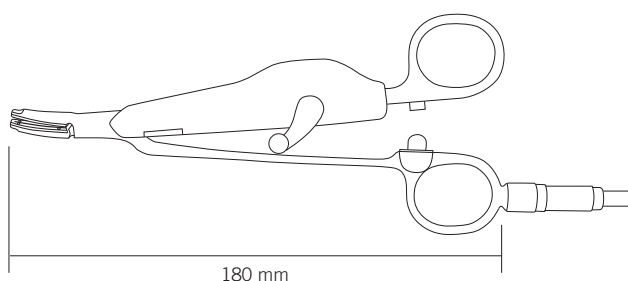
- Thyroidectomy
- Neck preparation
- Laryngectomy

### Urology

- Cystectomy
- Hydrocele
- Partial cystectomy

## Article overview

	<b>marClamp® CUT IQ System</b> Instrument, complete incl. cleaning tool and 3 cleaning brushes
80-632-18-04	marClamp® CUT IQ, 18 cm
Components	
80-632-00-04	Blade for marClamp® CUT IQ, sterile, pack of 10
80-630-58-04	Cleaning tool
80-632-01-04	Set of cleaning brushes, 3 pcs.





## KLS Martin Group

**KLS Martin France SARL**  
68200 Mulhouse · France  
Tel. +33 3 89 51 31 50  
france@klsmartin.com

**KLS Martin UK Ltd.**  
Reading RG1 3EU · United Kingdom  
Tel. +44 1189 000 570  
uk@klsmartin.com

**KLS Martin do Brasil Ltda.**  
CEP 04.531-011 São Paulo · Brazil  
Tel.: +55 11 3554 2299  
brazil@klsmartin.com

**Gebrüder Martin GmbH & Co. KG**  
Representative Office  
121471 Moscow · Russia  
Tel. +7 499 792-76-19  
russia@klsmartin.com

**Martin Italia S.r.l.**  
20864 Agrate Brianza (MB) · Italy  
Tel. +39 039 605 67 31  
italia@klsmartin.com

**Nippon Martin K.K.**  
Osaka 541-0046 · Japan  
Tel. +81 6 62 28 90 75  
nippon@klsmartin.com

**KLS Martin Australia Pty Limited**  
Artarmon NSW 2064 · Australia  
Tel.: +61 2 9439 5316  
australia@klsmartin.com

**Gebrüder Martin GmbH & Co. KG**  
Representative Office  
201203 Shanghai · China  
Tel. +86 21 5820 6251  
china@klsmartin.com

**Martin Nederland/Marned B.V.**  
1271 AG Huizen · The Netherlands  
Tel. +31 35 523 45 38  
nederland@klsmartin.com

**KLS Martin L.P.**  
Jacksonville, FL 32246 · USA  
Tel. +1 904 641 77 46  
usa@klsmartin.com

**KLS Martin SE Asia Sdn. Bhd.**  
14100 Simpang Ampat, Penang · Malaysia  
Tel.: +604 505 7838  
malaysia@klsmartin.com

**Gebrüder Martin GmbH & Co. KG**  
Representative Office  
Dubai · United Arab Emirates  
Tel. +971 4 454 16 55  
middleeast@klsmartin.com

**Gebrüder Martin GmbH & Co. KG**  
A company of the KLS Martin Group  
KLS Martin Platz 1 · 78532 Tuttlingen · Germany  
Postfach 60 · 78501 Tuttlingen · Germany  
Tel. +49 7461 706-0 · Fax +49 7461 706-193  
info@klsmartin.com · www.klsmartin.com